

上海期货交易所2008年01月份统计汇总 (MONTHLY REPORT)

成交金额 (Turnover)

成交金额 Turnover		当月 Jan'--2008	去年同期 Jan'--2007	同比% % change	上月 Dec'--2007	环比% %change	当年累计 Jan'-Jan'2008	去年同期 Jan'-Jan'2007	同比% % change
铜	Copper	160897932.70	31908578.98	404.25%	164171531.26	-1.99%	160897932.70	31908578.98	404.25%
铝	Aluminium	6393756.78	17504990.10	-63.47%	4750423.68	34.59%	6393756.78	17504990.10	-63.47%
锌	Zinc	65179905.28			44050259.29	47.97%	65179905.28		
黄金	Gold	26148563.79					26148563.79		
天然胶	Rubber	36274789.03	83519081.42	-56.57%	54781576.01	-33.78%	36274789.03	83519081.42	-56.57%
燃料油	Fule oil	7107493.97	3604151.44	97.20%	11650369.99	-38.99%	7107493.97	3604151.44	97.20%
合计	Total	302002441.55	136536801.94	121.19%	279404160.23	8.09%	302002441.55	136536801.94	121.19%

注：1.成交金额：万元。2.成交金额双向计算

Note:1.Turnover in 10,000 yuan .2.Turnover include buy and sell

成交量 (Volume)

成交量 Volume		当月 Jan'--2008	去年同期 Jan'--2007	同比% % change	上月 Dec'--2007	环比% %change	当年累计 Jan'-Jan'2008	去年同期 Jan'-Jan'2007	同比% % change
铜	Copper	5355100	1193054	348.86%	5796554	-7.62%	5355100	1193054	348.86%
铝	Aluminium	677720	1788844	-62.11%	518280	30.76%	677720	1788844	-62.11%
锌	Zinc	6678758			4815718	38.69%	6678758		
黄金	Gold	1198716					1198716		
天然胶	Rubber	3049054	8225354	-62.93%	4876126	-37.47%	3049054	8225354	-62.93%
燃料油	Fule oil	1759062	1318054	33.46%	2926094	-39.88%	1759062	1318054	33.46%
合计	Total	18718410	12525306	49.44%	18932772	-1.13%	18718410	12525306	49.44%

注：1.成交量单位：手。2.成交量为双向计算。3.合约大小：铜、铝、锌，橡胶1手=5吨；燃料油1手=10吨。

Note:1.Unit:Trading Volume in lots.2.Trading Volume include buy and sell.3.Lot size of Copper, Aluminium, Zinc & Rubber :5 tonnes; Fuel oil: 10 tonnes.

持仓量(Open Interest)

持仓量 Open Interest	当月 Jan'--2008	去年同期 Jan'--2007	同比% % change	上月 Dec'--2007	环比% %change
铜 Copper	175908	96362	82.55%	183716	-4.25%
铝 Aluminium	104892	145130	-27.73%	86032	21.92%
锌 Zinc	106514			58702	81.45%
黄金 Gold	40618				
天然胶 Rubber	83582	110880	-24.62%	91288	-8.44%
燃料油 Fule oil	36112	54334	-33.54%	81846	-55.88%
合计 Total	547626	406706	34.65%	501584	9.18%

注：1.持仓量单位：手。2.持仓量为双向计算。3.合约大小：铜、铝、锌、橡胶1手=5吨;燃料油1手=10吨。

Note:1.Unit:Open Interest in lots .2.Open interest include buy and sell.3.Lot size of Copper, Aluminium , Zinc & Rubber :5 tonnes ; Fuel oil: 10 tonnes.

交割量 (Delivery Volume)

交割量 Delivery Volume	当月 Jan'--2008	去年同期 Jan'--2007
铜 Copper	1975	1370
铝 Aluminium	1705	2410
锌 Zinc	1200	
黄金 Gold		
天然胶 Rubber	4746	3261
燃料油 Fule oil	6500	2400
合计 Total	16126	9441

注：1.交割量单位：手。2.交割量为单向计算。3.合约大小：铜、铝、锌、橡胶1手=5吨;燃料油1手=10吨。

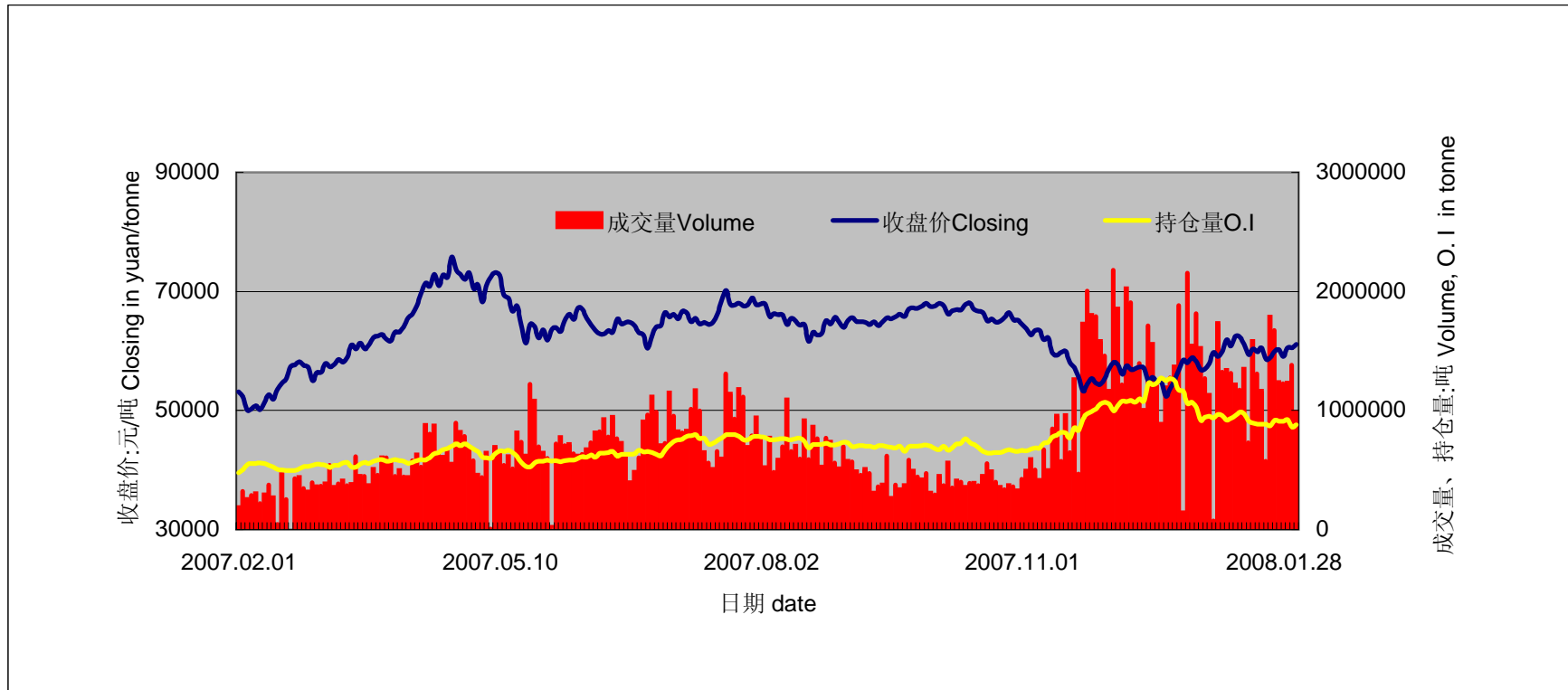
Note:1.Unit:Delivery Volume in lots .2.Delivery Volume counted in one side.3.Lot size of Copper, Aluminium,Zinc & Rubber :5 tonnes ; Fuel oil: 10 tonnes.

2008年01月成交统计TransactionStatistics(2008/01)

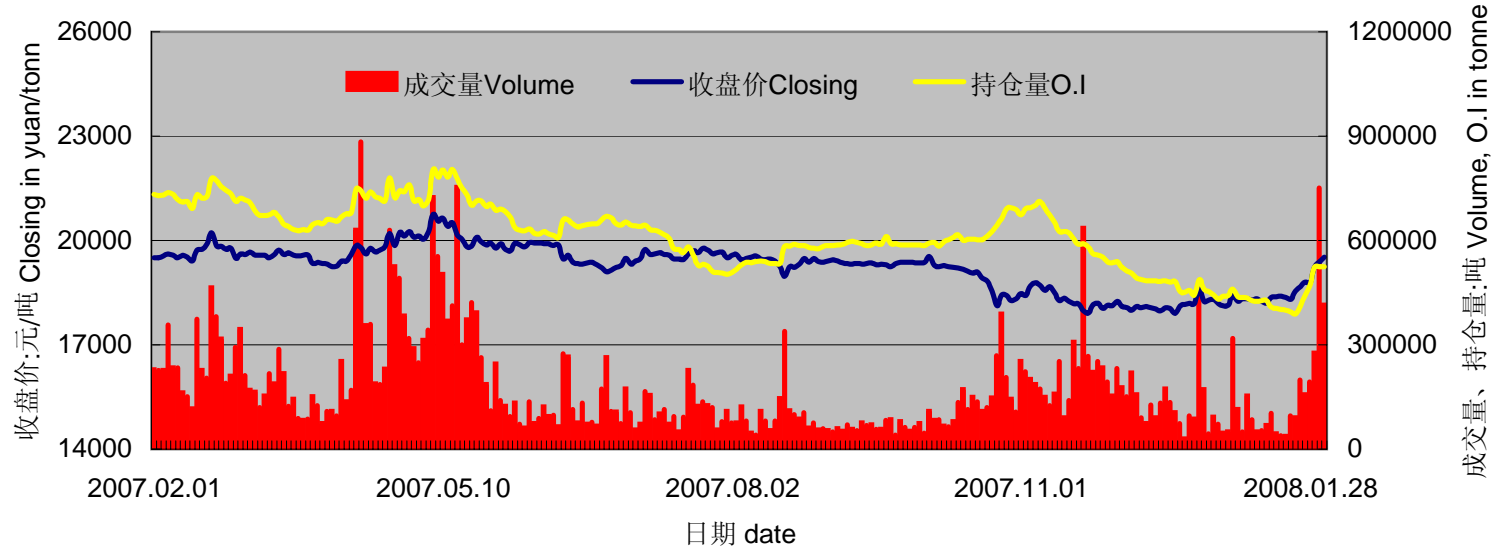
品种 Contract	交割月 DeliveryMonth	最高价 High	最低价 Low	月末结算价 endSettlement	成交量 Volume	成交额 Turnover	月末持仓量 Month-endO. I.
铜 Copper	cu0801	64480	58000	63840	20224	623712.76	3950
	cu0802	63430	57560	61990	112478	3412585.31	8622
	cu0803	62980	56650	61430	2051732	61629656.41	30568
	cu0804	62950	56570	60790	2965632	89109185.90	89474
	cu0805	62790	56420	60590	155404	4646831.58	28286
	cu0806	62600	56310	60370	28598	852689.38	9608
	cu0807	62450	56120	60140	11210	332737.70	4064
	cu0808	62350	56150	59980	4934	146538.53	2100
	cu0809	62290	56020	59950	1386	41137.85	764
	cu0810	62060	56410	59560	850	25048.32	996
	cu0811	61990	56380	59280	1080	31808.88	608
	cu0812	61720	56100	59050	1284	37634.97	666
cu0901	59880	56700	58880	288	8365.11	152	
铝 Aluminium	al0801	18150	17700	17890	12220	109650.75	3410
	al0802	19600	17890	19440	38334	351951.15	8400
	al0803	19560	18010	19450	185028	1711110.73	19106
	al0804	19740	18200	19470	343646	3283464.31	47852
	al0805	19660	18300	19470	63506	604161.98	18142
	al0806	19640	18570	19450	20146	191713.79	6906
	al0807	19780	18710	19410	11164	106502.31	3544
	al0808	19780	18660	19415	2804	26808.83	472
	al0809	19950	18760	19490	294	2818.68	192
	al0810	19520	18700	19430	238	2292.22	134
	al0811	19700	18800	19445	156	1500.98	98
	al0812	19690	18910	19330	114	1102.22	42
al0901	19900	19000	19470	70	678.85	4	
锌 Zinc	zn0801	20900	18950	19430	4590	45606.43	2400
	zn0802	21275	17455	19710	27910	275591.56	2670
	zn0803	21470	17700	19720	3209080	32064458.93	11724
	zn0804	21520	17735	19790	3321860	31670828.73	70948
	zn0805	21555	17830	19750	100590	978355.36	17032
	zn0806	21595	18095	19770	5922	57803.53	1182
	zn0807	21685	18150	19790	3546	34581.00	740
	zn0808	21400	18300	19745	674	6594.24	342
	zn0809	21800	18200	19855	972	9601.54	162
	zn0810	21785	18300	19600	450	4560.04	194
	zn0811	21570	18200	19890	438	4360.69	152
	zn0812	21820	18600	19870	1998	20667.33	1292
zn0901	19990	18600	19990	728	6895.93	76	

黄金 Gold	au0806	230.99	204.72	219.48	1143326	24923207.72	33082
	au0807	230.99	205	219.55	33866	749202.11	2294
	au0808	230.99	204.8	219.38	12468	275277.89	2776
	au0809	230.99	207	219.36	1770	39294.33	300
	au0810	230.99	209	219.46	752	16844.89	194
	au0811	230.99	205.72	219.38	756	16805.73	206
	au0812	230.99	206.88	220.62	5736	126999.85	1764
	au0901	231	214.3	217.64	42	931.25	2
橡胶 Rubber	ru0801	23850	22610	23330	3014	34987.21	9492
	ru0803	24450	22135	22990	884692	10450363.94	7438
	ru0804	24830	22230	23230	3306	38916.48	610
	ru0805	25095	22715	23610	2119914	25289641.78	65764
	ru0806	25095	22885	23665	1754	20825.50	432
	ru0807	25400	23070	23870	30106	362953.72	8180
	ru0808	25705	23080	23950	114	1399.23	28
	ru0809	25475	23300	24050	4832	59410.77	884
	ru0810	25550	23600	24165	226	2792.97	52
	ru0811	25635	23650	24335	738	9089.09	148
	ru0901	25795	23530	24700	358	4408.36	46
燃料油 Fuel oil	fu0803	4153	3667	3859	230350	929327.31	4034
	fu0804	4210	3748	3882	1884	7495.84	252
	fu0805	4318	3764	3888	1512318	6111858.97	29808
	fu0806	4327	3805	3921	2942	11863.37	536
	fu0807	4341	3828	3940	6326	25851.70	754
	fu0808	4345	3809	3955	762	3090.38	128
	fu0809	4300	3839	3956	684	2739.23	128
	fu0810	4354	3864	3972	3188	12806.65	300
	fu0811	4291	3906	3967	380	1531.81	120
	fu0812	4360	3895	3983	228	928.71	52

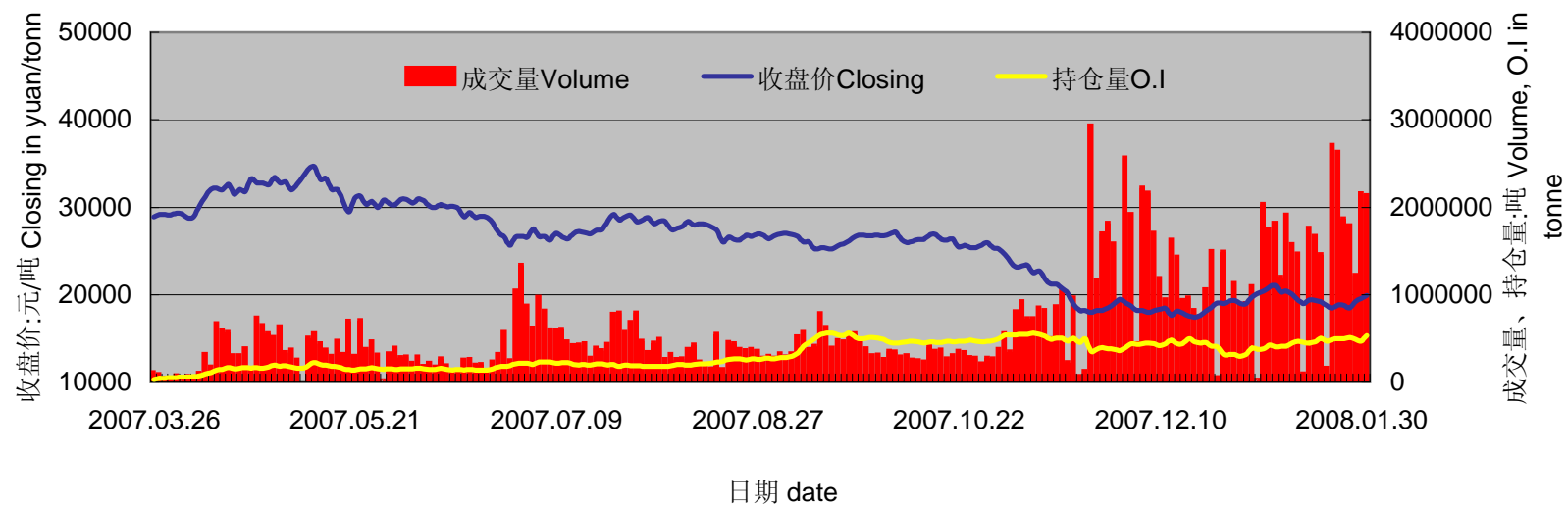
上海期货交易所期铜三个月收盘价、成交量、持仓量组合图
SHFE Three-Month Copper Future Closing Price, Trading Volume, Open Interest Chart



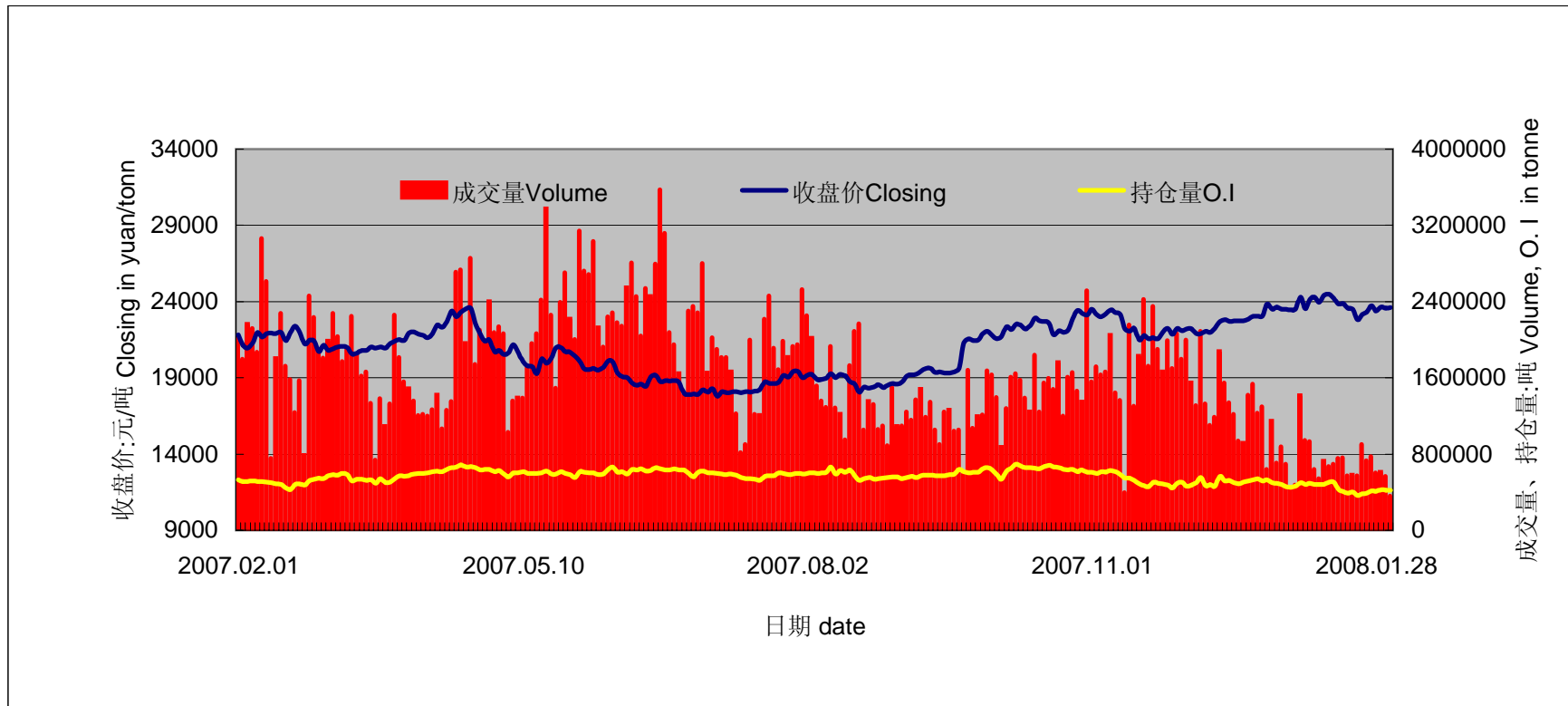
上海期货交易所期铝三个月收盘价、成交量、持仓量组合图
SHFE Three-Month Aluminium Future Closing Price, Trading Volume, Open Interest Chart



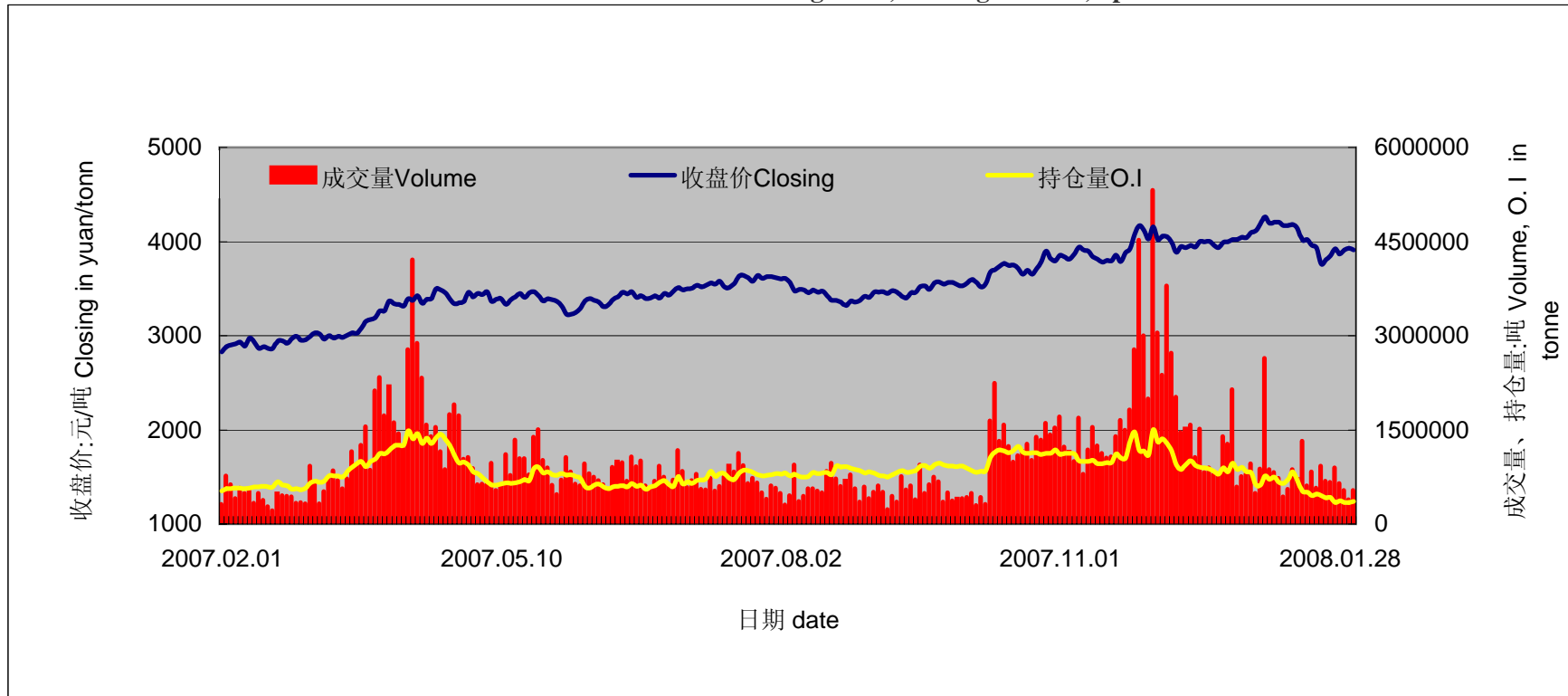
上海期货交易所期锌三个月收盘价、成交量、持仓量组合图
SHFE Three-Month Zinc Future Closing Price, Trading Volume, Open Interest Chart



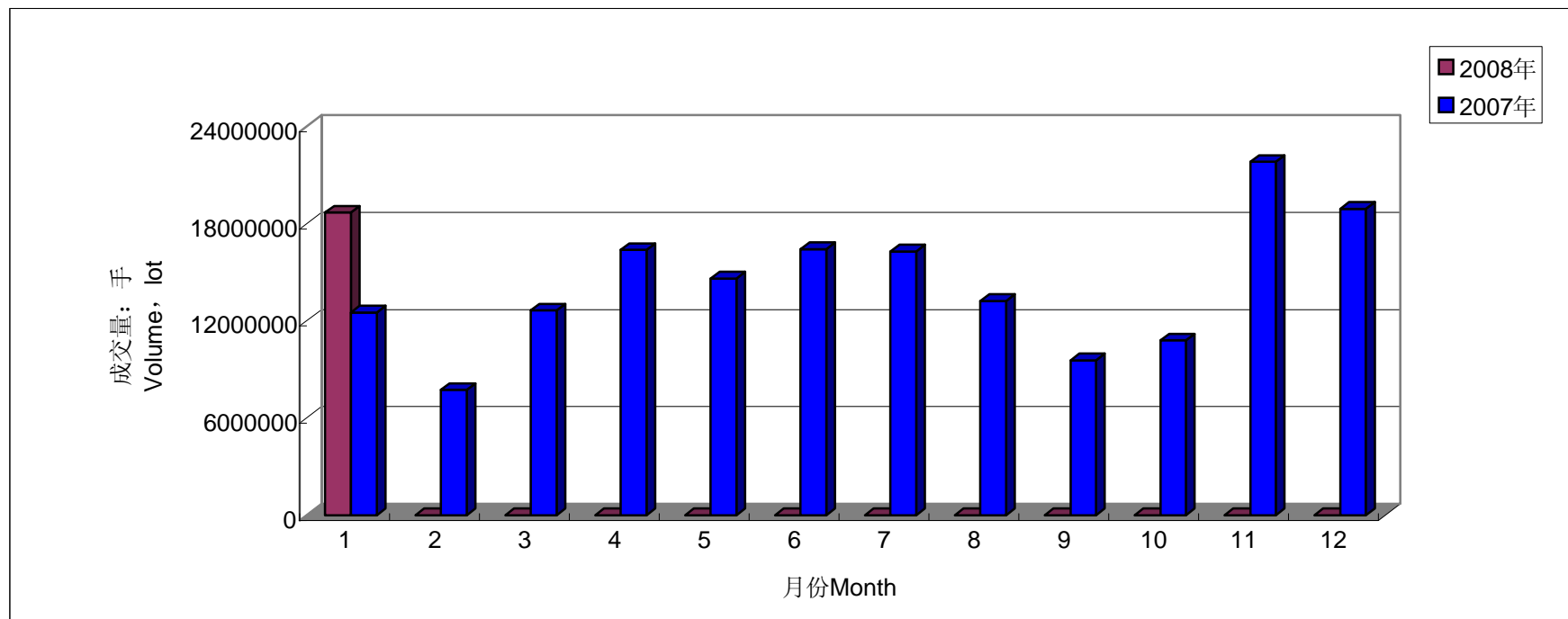
上海期货交易所期橡胶三个月收盘价、成交量、持仓量组合图
SHFE Three-Month Rubber Future Closing Price, Trading Volume, Open Interest Chart



上海期货交易所期燃料油三个月收盘价、成交量、持仓量组合图
SHFE Three-Month Fuel Oil Future Closing Price, Trading Volume, Open Interest Chart



SHFE2008年与2007年成交量对比图 SHFE Monthly Volume in 2008 vs 2007



SHFE2008年与2007年月成交额对比图 SHFE Month Turnover in 2008vs2007

